



OVC

OHIO VALVE COMPANY

GENERAL PRODUCTS BROCHURE

888.433.1433

www.ohiovalve.com
sales@ohiovalve.com

FULL PORT - BALL VALVES



STAINLESS STEEL

Sizes	1/2" - 10"	
	Class	Figure #
Pressures	150	266F150
	150	266F150DM
	300	266F300
Material	CF8M	
Ends	Flanged	
Trim	TFM 1600 Seats; PTFE Packing	
Features	Locking Device; ISO 5211 Mounting Pad. Pressure Relief Vent on Ball; Lever & Worm Gears	




CARBON STEEL

Sizes	1/2" - 10"	
	Class	Figure #
Pressures	150	256F150
	300	256F300
Material	A216 WCB	
Ends	Flanged	
Trim	TFM 1600 Seats; 316 Stainless Steel Trim; PTFE Packing	
Features	Locking Device; ISO 5211 Mounting Pad. Pressure Relief Vent on Ball; Lever & Worm Gears	

FULL PORT - BALL VALVES

FIRE SAFE



STAINLESS STEEL

Sizes	1/2" - 12"	
	Class	Figure #
Pressures	150	266F150FS
	300	266F300FS
	600	266F600FS
Material	CF8M	
Ends	Flanged	
Trim	TFM 1600 Seats; Low-Emission Graphite Packing - 100ppm; NACE - MR0103; API 607 Fire-Safe Design	
Features	Locking Device; ISO 5211 Mounting Pad; Anti-Static Device; Pressure Relief Vent on Ball; Lever & Worm Gear. HNBR O-Rings on all 600# design.	




CARBON STEEL

Sizes	1/2" - 12"	
	Class	Figure #
Pressures	150	256F150FS
	300	256F300FS
	600	256F600FS
Material	A216 WCB	
Ends	Flanged	
Trim	TFM 1600 Seats; 316 Stainless Steel Trim; Low-Emission Graphite Packing - 100ppm; NACE - MR0103; API 607 Fire Safe Design	
Features	Locking Device; ISO 5211 Mounting Pad; Anti-Static Device; Pressure Relief Vent on Ball; Lever & Worm Gear. HNBR O-Rings on all 600# design.	

REDUCED PORT - BALL VALVES

FIRE SAFE



STAINLESS STEEL

Sizes	1/2" - 6"	
	Class	Figure #
Pressure	150	166R150FS
Material	CF8M	
Ends	Flanged	
Trim	TFM 1600 Seats; Low-Emission Graphite Packing - 100ppm; NACE - MR0103; API 607 Fire Safe Design	
Features	Locking Device; ISO 5211 Mounting Pad; Anti-Static Device; Pressure Relief Vent on Ball; Lever & Worm Gear; Uni-body design	


CARBON STEEL

Sizes	1/2" - 6"	
	Class	Figure #
Pressure	150	156R150FS
Material	A216 WCB	
Ends	Flanged	
Trim	TFM 1600 Seats; 316 Stainless Steel Trim; Low-Emission Graphite Packing - 100ppm; NACE - MR0103; API 607 Fire Safe Design	
Features	Locking Device; ISO 5211 Mounting Pad; Anti-Static Device; Pressure Relief Vent on Ball; Lever & Worm Gear; Uni-body design	

3-WAY FULL PORT - BALL VALVE

STAINLESS STEEL

Sizes	1 1/2" - 4"	
	Class	Figure #
Pressures	150	3T66F150DM
	150	3L66F150DM
Material	CF8M	
Ends	Flanged	
Ports	T-Port & L-Port	
Trim	RTFE Seats; RTFE Packing; Viton™ O-Rings	
Features	Locking Device; ISO 5211 Direct Mounting Pad; Lever	



REDUCED PORT 1-PC - BALL VALVES**STAINLESS & CARBON STEEL**

Sizes	1/4" - 2"	
	Class	Figure #
Pressures	1000 WOG	166RT
	1000 WOG	156RT
Material	CF8M & WCB	
Ends	Threaded	
Trim	316 Stainless Steel Trim; PTFE Packing; RTFE Seats	
Features	Slide Latch Locking Device; 150 PSIG Saturated Steam Rating	

FULL PORT 2-PC - BALL VALVES**STAINLESS & CARBON STEEL**

Sizes	1/4" - 4"	
	Class	Figure #
Pressures	1000 WOG	266FTS
	1000 WOG	256FTS
Material	CF8M & WCB	
Ends	Threaded	
Trim	316 Stainless Steel Trim; PTFE Packing & Seal; RTFE Seats	
Features	Slide Latch Locking Device; Oval Handwheels Available Upon Request; 150 PSIG Saturated Steam Rating	

FULL PORT 2-PC BALL VALVES**STAINLESS & CARBON STEEL**

Sizes	1/4" - 2"	
	Class	Figure #
Pressures	2000-1500 WOG	266FT
	2000-1500 WOG	256FT
Material	CF8M & WCB	
Ends	Threaded	
Trim	316 Stainless Steel Trim; PTFE Packing & Seal; RTFE Seats	
Features	Slide Latch Locking Device; Oval Handwheels Available Upon Request; 150 PSIG Saturated Steam Rating	

FULL PORT 2-PC SEALWELDED BODY**STAINLESS & CARBON STEEL**

Sizes	1 1/4" - 2"	
	Class	Figure #
Pressures	2000 WOG	266FT2W
	2000 WOG	256FT2W
Material	CF8M & WCB	
Ends	Threaded	
Trim	316 Stainless Steel Trim; PTFE Packing & Seal; RTFE Seats	
Features	Slide Latch Locking Device; Oval Handwheels Available Upon Request; 150 PSIG Saturated Steam Rating	

FULL PORT 2-PC FS SEALWELDED BODY

FIRE SAFE



STAINLESS STEEL

Sizes	1/4" - 2"	
	Class	Figure #
Pressures	2000-1500 WOG	266FTW (FS)
Material	CF8M	
Ends	Threaded	
Trim	316 Stainless Steel Trim; Graphite Packing; RTFE Seats	
Features	Slide Latch Locking Device; Fire Safe; NACE MRO175; Oval Handwheels Available Upon Request; 150 PSIG Saturated Steam Rating	

FULL PORT 2-PC BRASS - BALL VALVES



FORGED BRASS

Sizes	1/4" - 4"	
	Class	Figure #
Pressures	600 WOG	200BRFTLH
	600 WOG	200BRFT 2 1/2" - 4"
Material	Brass	
Ends	Threaded	
Trim	Brass Stem; Chrome Plated Copper Ball; PTFE Packing & Seats	
Features	150 PSIG Saturated Steam Rating; UL & CSA Listed up through 2" @ 400 WOG; Up through 4" Rated @ 250 WOG; Slide Latch Locking Device through 2"	

FULL PORT 3-PC - BALL VALVES



STAINLESS & CARBON STEEL

Sizes	1/4" - 2"	
	Class	Figure #
Pressures	1000 WOG	366FT & 366FW & 366FTxS
	1000 WOG	356FT & 356FW & 356FTxS
Material	CF8M & WCB	
Ends	Threaded & Socketweld & THD x SWE	
Trim	316 Stainless Steel Trim; PTFE Packing & Seal; RTFE Seats	
Features	Slide Latch Locking Device; ISO 5211 Mounting Pad; 150 PSIG Saturated Steam Rating	

FULL PORT 3-PC - BALL VALVES



STAINLESS & CARBON STEEL

Sizes	2 1/2" - 4"	
	Class	Figure #
Pressures	1000 WOG	366FT & 366FW
	1000 WOG	356FT & 356FW
Material	CF8M & WCB	
Ends	Threaded & Socketweld	
Trim	316 Stainless Steel Trim; PTFE Packing & Seal; RTFE Seats	
Features	Slide Latch Locking Device; ISO 5211 Mounting Pad; 150 PSIG Saturated Steam Rating	

FULL PORT 3-PC - BALL VALVES**FIRE SAFE****STAINLESS & CARBON STEEL**

Sizes	1/4" - 2"	
	Class	Figure #
Pressures	2000-1500 WOG	2366FT & 2366FW & 2366FTxS
	2000-1500 WOG	2356FT & 2356FW & 2356FTxS
Material	CF8M & WCB	
Ends	Threaded & Socketweld & THD x SWE	
Trim	316 Stainless Steel Trim; Graphite Packing & Gasket; RTFE Seats	
Features	Slide Latch Locking Device; Fire Safe; NACE MR0175; ISO 5211 Mounting Pad; 150 PSIG Saturated Steam Rating	

FULL PORT 3-PC PEEK SEATED BALL VALVES**FIRE SAFE****STAINLESS & CARBON STEEL**

Sizes	1/4" - 2"	
	Class	Figure #
Pressures	2000-1500 WOG	2366FTP & 2366FWP
	2000-1500 WOG	2356FTP & 2356FWP
Material	CF8M & WCB	
Ends	Threaded & Socketweld	
Trim	316 Stainless Steel Trim; Graphite Packing & Gasket; PEEK Seats good up to 600° F	
Features	Slide Latch Locking Device; Fire Safe; NACE MR0175; ISO 5211 Mounting Pad; 150 PSIG Saturated Steam Rating	


FULL PORT 2-PC FS SEALWELDED BODY**FIRE SAFE****STAINLESS & CARBON STEEL**

Sizes	1/4" - 2"	
	Class	Figure #
Pressures	3600 WOG	3266HP & 3266HPW
	3600 WOG	3256HP & 3256HPW
	6000 WOG	6266HP
	6000 WOG	6256HP
Material	CF8M & WCB	
Ends	Threaded & Socketweld	
Trim	Sealwelded Body Design; 316 Stainless Steel Trim; Graphite Packing & Seal; PEEK Seats	
Features	Slide Latch Locking Device; Fire Safe; NACE MR0175; ISO 5211 Mounting Pad; 250 PSIG Saturated Steam Rating	


REDUCED PORT 3-WAY BALL VALVES**STAINLESS STEEL**

Sizes	1/4" - 2"	
	Class	Figure #
Pressures	1000 WOG	3T66RTDM
	1000 WOG	3L66RTDM
Material	CF8M	
Ends	Threaded	
Ports	T-Port & L-Port	
Trim	RTFE Seats; PTFE Packing & Gasket; Viton™ O-Rings	
Features	Slide Latch Locking Device; ISO 5211 Direct Mounting Pad; Pressure Relief Vent on Ball; 150 PSIG Saturated Steam Rating	

FULL PORT 2-PC DIRECT MOUNT BALL VALVES



FULL PORT 3-PC DIRECT MOUNT BALL VALVES



STAINLESS STEEL

Sizes	1/4" - 2"	
	Class	Figure #
Pressure	1000 WOG	266FTDM
Material	CF8M & WCB	
Ends	Threaded	
Trim	316 Stainless Steel Trim; PTFE Packing & Seal; TFM 1600 Seats; Viton™ O-Ring	
Features	ISO 5211 Direct Mounting Pad; Anti-Static Device; 150 PSIG Saturated Steam Rating	

STAINLESS STEEL

Sizes	1/4" - 4"	
	Class	Figure #
Pressures	1000 WOG	366FTDM
	1000 WOG	366FWDM
Material	CF8M	
Ends	Threaded & Socketweld	
Trim	316 Stainless Steel Trim; PTFE Packing & Gasket; TFM 1600 Seats; Viton™ O-Ring	
Features	ISO 5211 Direct Mounting Pad; Anti-Static Device; 150 PSIG Saturated Steam Rating	

TRUNNION MOUNTED BALL VALVES

FIRE SAFE



STAINLESS & CARBON STEEL

Sizes	2" - 24"			
	Class	CS x ENP Figure #	CS x 316 Figure #	316 x 316 Figure #
Pressures	150	29F6FDHTR150FS	29F6FDHTR150FS	28F6FPTR150FS
		39F6FDHTR150FS	39F6FDHTR150FS	38F6FPTR150FS
	300	29F6FDHTR300FS	29F6FDHTR300FS	28F6FPTR300FS
		39F6FDHTR300FS	39F6FDHTR300FS	38F6FPTR300FS
	600	39F6FDHTR600FS	39F6FDHTR600FS	38F6FPTR600FS
	Material	A105N/LF2 x ENP; A105N/LF2 x 316; A182-F316 x 316		
Ends	RF, BW, RTJ			
Trim	3 Mil ENP; 316 Stainless Steel; Devlon®, PEEK Seats; HNBR, Teflon™ Lip Seals O-Rings; Graphite Packing			
Features	API-6D; DBB to API-6D; Fire Safe to API 607; NACE to MR0103 & MR0175; Low Emission to API 622 - 100 ppm; Emergency Grease Injector Fittings			

200 WOG THREADED GG&C VALVES



STAINLESS STEEL

Sizes	1/4" - 3"	
	Class	Figure #
Pressures	200 WOG	SS200GT
	200 WOG	SS200GL
	200 WOG	SS200CK
Material	CF8M	
Ends	Threaded	
Trim	316 Stainless Steel Trim	

STANDARD PORT FORGED GG&C VALVES



STAINLESS STEEL

Sizes	1/4" - 2"	
	Class	Figure #
Pressures	800#	GASS800TE & GASS800SW
	800#	GLSS800TE & GLSS800SW
	800#	SCSS800TE & SCSS800SW
	800#	PCSS800TE & PCSS800SW
Connection	Bolted Bonnet	
Material	A182 F316L	
Ends	Threaded & Socketweld	
Trim	API Trim 12; NACE MR0103 & MR0175; Graphite Packing & Gasket to API 622 Low-Emission - 100ppm	
Features	API 602 Design Standard	

STANDARD PORT FORGED GG&C VALVES



CARBON STEEL

Sizes	1/4" - 2"	
	Class	Figure #
Pressures	800#	GAN800TE & GAN800SW & GAN800TXS
	800#	GLN800TE & GLN800SW
	800#	SCN800TE & SCN800SW
	800#	PCN800TE & PCN800SW
Connection	Bolted Bonnet	
Material	A105N	
Ends	Threaded & Socketweld & THD x SWE	
Trim	API Trim 8; NACE MR0103 & MR0175; Graphite Packing & Gasket to API 622 Low-Emission - 100ppm	
Features	API 602 Design Standard	

STANDARD PORT FORGED FLANGED END GG&C VALVES

CARBON STEEL

Sizes	1/4" - 2"	
	Class	Figure #
Pressures	150#	GAN150FE
	150#	GLN150FE
	150#	SCN150FE
	150#	PCN150FE
	300#	GAN300FE
	300#	GLN300FE
	300#	SCN300FE
Connection	Bolted Bonnet	
Material	A105N	
Ends	Flanged	
Trim	API Trim 8; NACE MR0103 & MR0175; Graphite Packing & Gasket to API 622 Low-Emission - 100ppm	
Features	API 602 Design Standard	



API 603 - CAST GATE, GLOBE & SWING CHECK VALVES

STAINLESS STEEL

Sizes	1/2" - 24"		
	Class	Figure #	Figure #
		TEFLON®	GRAPHITE
Pressures	150#	SSN150GT	SSN150GRGT
	150#	SSN150GL	SSN150GRGL
	150#	SSN150CK	SSN150GRCK
	300#	SSN300GT	SSN300GRGT
	300#	SSN300GL	SSN300GRGL
	300#	SSN300CK	SSN300GRCK
Connection	Bolted Bonnet		
Material	CF8M		
Ends	Flanged		
Trim	API Trim 10; 150# 8" & Larger API Trim 12; 300# 6" & Larger API Trim 12; NACE MR0103 & MR0175; Low-Emission to API 622 - 100ppm		
Features	API 603 Design Standard; Available in both Teflon® Packing & Gasket and Graphite Packing & Gasket		



API 600 - CAST GATE, GLOBE & SWING CHECK VALVES



STAINLESS STEEL

Sizes	2" - 36"	
	Class	Figure #
Pressures	600#	SSN600GRGT
	600#	SSN600GRGL
	600#	SSN600GRCK
	900#	SSN900GRGT
	900#	SSN900GRGL
	900#	SSN900GRCK
	1500#	SSN1500GRGT
	1500#	SSN1500GRGL
1500#	SSN1500GRCK	
Connection	Bolted Bonnet	
Material	CF8M	
Ends	Flanged	
Trim	API Trim 12; NACE MR0103 & MR0175; Graphite Packing & Gasket in accordance to API 622 Low-Emission - 100ppm	
Features	API 600 Design Standard	

API 600 - CAST GATE, GLOBE & SWING CHECK VALVES



CARBON STEEL

Sizes	2" - 36"	
	Class	Figure #
Pressures	150#	CSN150GT
	150#	CSN150GTGO
	150#	CSN150GL
	150#	CSN150CK
	300#	CSN300GT
	300#	CSN300GTGO
	300#	CSN300GL
	300#	CSN300CK
	600#	CSN600GT
	600#	CSN600GTGO
	600#	CSN600GL
	600#	CSN600CK
Connection	Bolted Bonnet	
Material	A216 WCB	
Ends	Flanged	
Trim	API Trim 8; NACE MR0103 & MR0175; Graphite Packing & Gasket in accordance to API 622 Low-Emission - 100ppm	
Features	API 600-623-594 Design Standards; 8" and Larger Gates available with Bevel Gears Operators	



OVC

The image features a collection of industrial valves, including gate, globe, and check valves, arranged in a layered, overlapping fashion. The valves are rendered in a light, semi-transparent style against a white background. Several identification tags are visible, providing technical specifications. One tag prominently displays the OVC logo and the text 'OHIO VALVE COMPANY'. Another tag lists 'FIGURE NO.', 'SIZE', 'BODY', and 'SEAT'. A third tag includes 'WOG', '275', '500', and 'CLASS'. A fourth tag contains 'VOID DATE', 'CWP AT 100 °F MAX TEMP', 'SEAT', and 'ASME B16.34'. A fifth tag shows 'OVC 6 150 WCB 18867'. A sixth tag displays '15 WCB 18738'. The overall composition is clean and professional, emphasizing the industrial nature of the products.

HIGH PERFORMANCE BUTTERFLY - DOUBLE OFF-SET**FIRE SAFE****NON FIRE SAFE****STAINLESS STEEL**

Sizes	2" - 36"	
	Class	Figure #
Pressures	150#	HPSS150LL & HPSS150LG
	150#	HPSS150LLFS & HPSS150LGFS
	300#	HPSS300LL & HPSS300LG
	300#	HPSS300LLFS & HPSS300LGFS
Material	CF8M	
Ends	Lug	
Trim	316 Stainless Steel Trim; Non Fire Safe & Fire Safe Design; PTFE+316 SS Seats and RTFE Soft Seats; NACE MRO175; Low-Emission - 50 ppm	
Features	API 609 Design Standards; Lever & Gear Oper.; Dead End Service	

HIGH PERFORMANCE BUTTERFLY - DOUBLE OFF-SET**FIRE SAFE****NON FIRE SAFE****CARBON STEEL**

Sizes	2" - 36"	
	Class	Figure #
Pressures	150#	HPCS150LL & HPCS150LG
	150#	HPCS150LLFS & HPCS150LGFS
	300#	HPCS300LL & HPCS300LG
	300#	HPCS300LLFS & HPCS300LGFS
Material	A216 WCB	
Ends	Lug	
Trim	316 Stainless Steel Trim; Non Fire Safe & Fire Safe Design; PTFE+316 SS Seats and RTFE Soft Seats; NACE MRO175; Low-Emission - 50 ppm	
Features	API 609 Design Standards; Lever & Gear Oper.; Dead End Service	

RESILIENT SEATED BUTTERFLY VALVES

DUCTILE IRON

Sizes	2" - 36"	
	Class	Figure #
Pressures	200# & 150#	4800
	200# & 150#	4100
Material	Ductile Iron	
Ends	Lug & Wafer	
Trim	Disc: Ni-Coated Ductile Iron; 316 Stainless; Bronze Seats: EPDM; Buna-N; Teflon; Viton 416 Stainless Steel Stem	
Features	API 609 Design Standard; Lever & Gear Oper.; 2" - 12" 200 PSI 14" - 24" 150 PSI; Dead End Service; All Teflon™ Seated Valves 150 PSI	

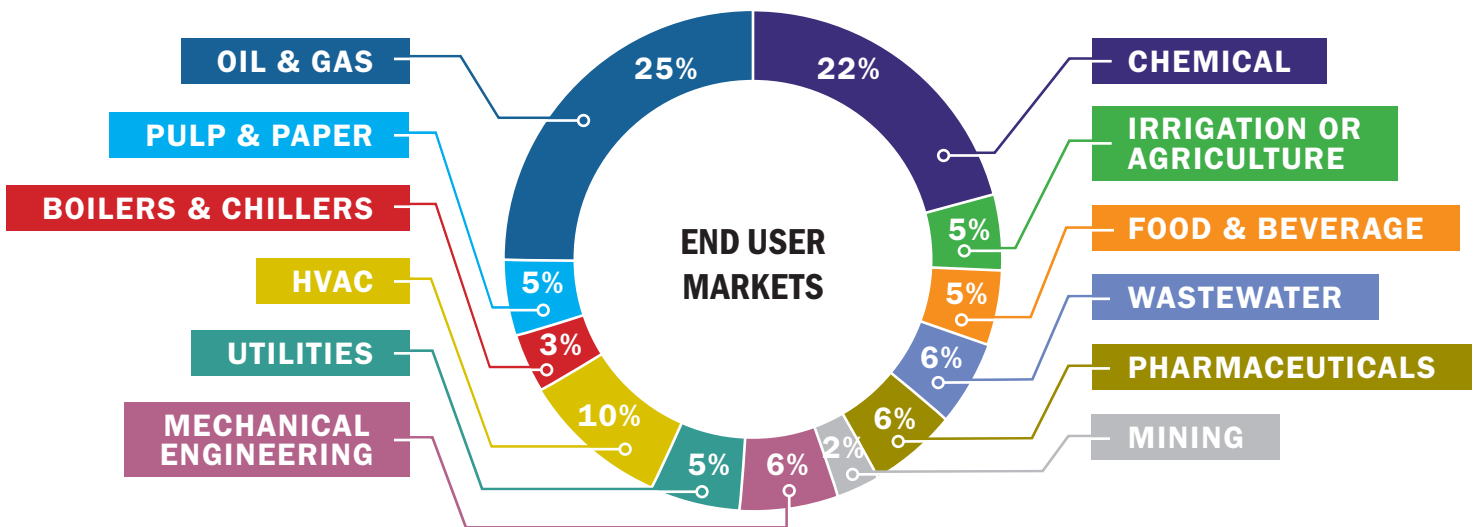


RESILIENT SEATED - SHORT NECK BUTTERFLY VALVES

DUCTILE IRON

Sizes	2" - 12"	
	Class	Figure #
Pressures	200#	6800
	200#	6100
Material	Ductile Iron	
Ends	Lug & Wafer	
Trim	Disc: Ni-Coated Ductile Iron; 316 Stainless; Bronze Seats: EPDM; Buna-N; Teflon™; Viton® 416 Stainless Steel Stem	
Features	API 609 Design Standard; Lever & Gear Oper.; Double "D" Stem	






PNEUMATIC ACTUATORS

- Rack & Pinion design
- Position Indicator standard
- Hard Anodized Aluminum Extruded Body
- Epoxy Coated Die Cast Aluminum end caps
- Travel Adjustments standard
- Double Acting & Spring Return models
- 90 Degree rotation
- Optional available accessories:
 - NAMUR Mount NEMA 4, 3-Way & 4-Way Solenoid Valves
 - 115VAC & 24VDC Stocked as Standard; Other Voltage and NEMA 7 available as option
 - NEMA 4, 4X Limit Switches with Dome Style Indicator Stocked as Standard; NEMA 7 and 3-Way Indication available as option



ELECTRIC ACTUATORS

- Made in the USA
- NEMA 4 Enclosure Standard; NEMA 4X, 7, 4 & 7, and 4X & 7 Enclosures available
- 115VAC Stocked as Standard; 12VDC through 460 VAC/3PH available
- Manual Overrides Standard on 400"/# & above models
- Dome Style Visual Indicators standard
- Universal Mounting
- Open/Close Switches standard; Extra Auxiliary Switches available
- Polyester Powder Coating standard; Epoxy Coating & Electroless Nickel Coating available
- Spring Return Units along with Internal and External Battery Backup System available
- Available Accessories & Options
 - Brakes
 - Positioners for Modulation
 - Heater & Thermostat
 - Multi-position
 - Multi-turn Actuation available



IN-HOUSE CAPABILITIES

- Same day shipping on most Standard stock items
- Direct Mount on Flanged, Threaded & Socketweld Ball Valves, Resilient Seated and High Performance Butterfly Valves
- Mounting Brackets and Couplings
- Assembly and Test on all Actuation

OVC

OHIO VALVE COMPANY

GENERAL PRODUCTS BROCHURE

www.ohiovalve.com

sales@ohiovalve.com

Contact any of these locations for Fast & Friendly Sales & Service

OVC SALES & WAREHOUSE LOCATIONS

HOUSTON, TX

(713) 433-7400

ATLANTA, GA

(770) 491-7333

WEST CHESTER, OH

(513) 752-3211

MIDDLESEX, NJ

(732) 238-7001

DENVER, CO

(303) 321-4722

RIVERSIDE, CA

(800) 589-7795

OVC SATELLITE WAREHOUSE LOCATIONS:

ODESSA, TX

MOBILE, AL

AUBURNDALE, FL

888.433.1433

www.ohiovalve.com

02.052022

