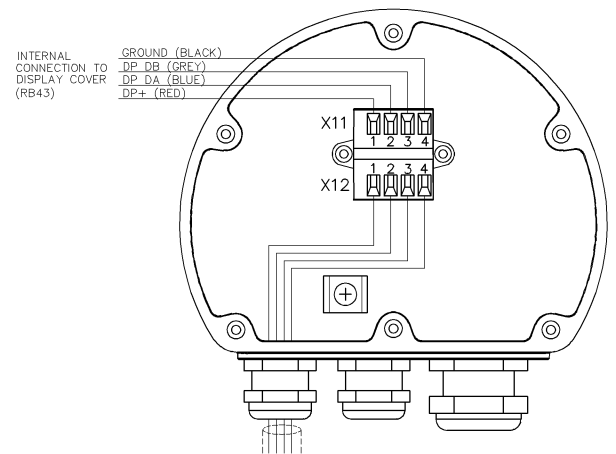
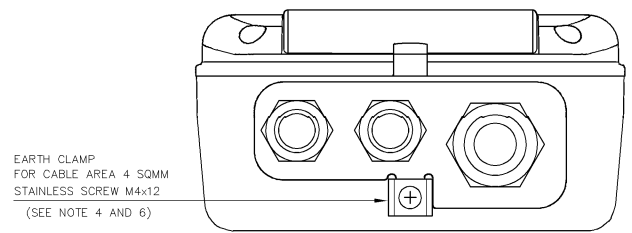
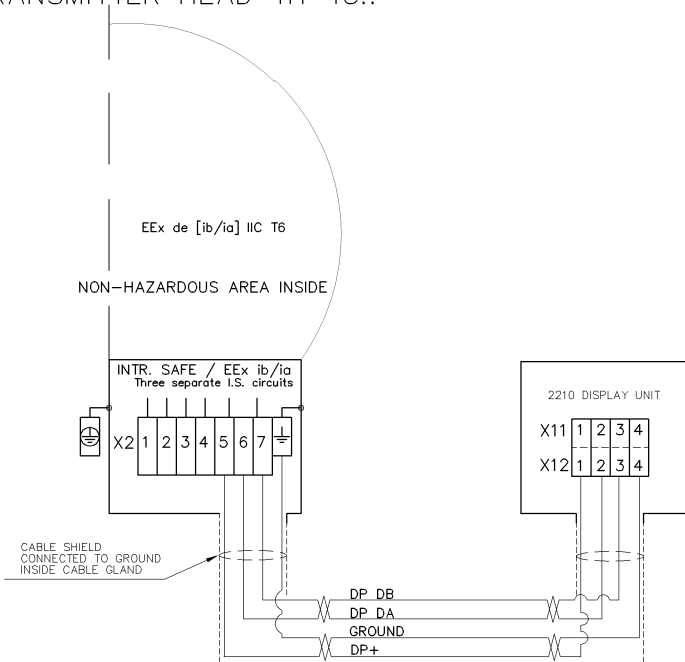


TRANSMITTER HEAD TH 43..



- ⑦ ALL INCOMING CABLES MUST HAVE MIN 0,25 mm INDIVIDUAL INSULATION FOR VALID I.S. INSTALLATION.
 - ⑥ TANK EARTH CONNECTION MIN 4 SQMM REQUIRED FOR INST. ACC. TO CENELEC.
 - ⑤ SHIELDED CABLE RECOMMENDED FOR VALID EMC PERFORMANCE ACC. TO EN 50082-2.
 - ④ ENCLOSURE IS EARTHED LOCALLY ON THE TANK FOR EXPLOSION PROTECTION AND ELECTRICAL SAFETY. A SEPARATE PROTECTIVE EARTH CONNECTION TO THE POWER DISTRIBUTION CENTRAL IS NOT RECOMMENDED UNLESS REQUIRED BY NATIONAL AUTHORITIES. A GROUND LOOP WITH CIRCULATING CURRENT MAY OCCUR.
 - ③ THE REMOTE DISPLAY BOARD (RB 43..) CONSISTS OF ONE INTRINSICALLY SAFE CIRCUIT FOR CONTROLLING ONE LCD-MODULE AND THE (TP 40..) BOARD.
- | | P _I | U _I | I | C _I | L _I |
|----------------------|----------------|----------------|-------|----------------|----------------|
| DP+, DPDA, DPDB, GND | 0,7W | 12V | 400mA | 0uF | 0mH |
- ② OPTIONAL CONNECTION IS BY MAX 100 M SHIELDED CABLE, MIN AWG 20 OR MIN 0,5 SQMM (CUSTOMER SUPPLY).
 - ① FOR VALID EMC PERFORMANCE SHALL THE CABLE SHIELD BE CIRCULAR CONNECTED INSIDE

IMPORTANT!
HANDLE OPEN COVER WITH CARE TO PREVENT DAMAGE ON DISPLAY CABLING.
TIGHTEN THE COVER SCREWS CROSSWISE TO PREVENT LEAKAGE FROM THE COVER SEAL.

ISSUED BY GU-HF	WEEK 0307	PRODUCT CODE PRO/5600	FILE ACAD	INSTALLATION DRAWING TITLE		
APPROVED BY GST-TK	WEEK 0307	ORIGINAL DWG NO. 9150074-927	SCALE -	ELECTRICAL INSTALLATION DWG 2210 DISPLAY UNIT - PRO/5600		
ROSEMOUNT			1 ST ANGLE 	DOC TYPE 2	DWG NO. 9150074-927	ISSUE 3
THE COPYRIGHT/OWNERSHIP OF THIS DOCUMENT IS AND WILL REMAIN OURS. THE DOCUMENT MUST NOT BE USED WITHOUT OUR AUTHORIZATION OR BROUGHT TO THE KNOWLEDGE OF A THIRD PARTY. CONTRAVENTION WILL BE PROSECUTED. ROSEMOUNT TANK RADAR AB, SWEDEN.						SHEET 1/1