



# BABBITT

## DUAL POINT LEVEL SWITCHES

Performance & Reliability  
GUARANTEED




**LS 7000/2 DUAL POINT LEVEL SWITCH**



**LS 8000/2 REMOTE MOUNTED  
DUAL POINT LEVEL SWITCH**

# LS 7000/2 DUAL POINT LEVEL SWITCH



## PRODUCT FEATURES:


- Field selectable "Auto Fill" or "Auto Empty"
- Solid state, no moving parts
- Simple installation and calibration
- Explosion proof housing standard
- On-board fuse protection
- Modular electronics easily replaced

## APPLICATIONS:

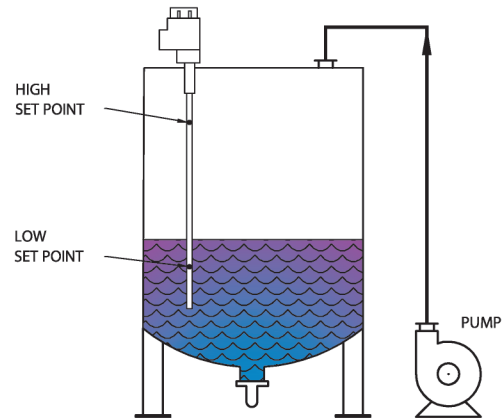
- Auto Fill/Auto Empty
- Pump control

## LIQUIDS:

- Water
- Acids/Caustics
- Fuels/Oils
- Solvents



## LS 7000/2 DUAL POINT LEVEL SWITCH



## GENERAL

The LS7000/2 is a dual point level switch with a single relay making it suitable for auto fill or auto empty operations in a tank, vessel or sump. The LS7000/2 dual-point RF level switch uses the proprietary radio frequency (RF) balanced impedance bridge. Both the high and low set points are adjustable over the entire length of the probe. The LS7000/2 is designed for use in **homogeneous liquids**.

## OPERATIONS

The dual-point level switch uses a single relay (DPDT 5 amp) and an on-board latching circuit for automatic operation. No external latching relays or holding contacts are required. Simply wire the relay output in series with the pump. To automatically fill a vessel, select "AUTO-FILL" on the electronics, and the relay will energize when the material is below the "LOW" set point. The pump will turn on and continue to run until the level reaches the "HIGH" set point, then shut off. For "AUTO-EMPTY", the relay action is reversed.

## CONSTRUCTION

The probe is made of a HALAR coated 316 stainless steel rod, 1" NPT process connection and the insulator is made of Teflon. The seals are made with Viton "O" rings. All the electronics are housed in a cast aluminum explosion-proof enclosure.

All the necessary calibration indicators are on-board so all you need to calibrate the LS7000/2 is a small screwdriver. The modular electronics make trouble shooting and repair a snap. The entire unit is backed by our two year warranty, 60 day money back guarantee.

# LS 8000/2 DUAL POINT LEVEL SWITCH

## PRODUCT FEATURES:

- Field selectable "Auto Fill" or "Auto Empty"
- 10 Amp latching relay for pump control
- Solid state, no moving parts
- Simple installation and calibration
- Explosion proof housing standard
- On-board fuse protection
- Modular electronics easily replaced

## APPLICATIONS:


- Auto Fill/Auto Empty
- Pump control
- High/Low level alarm

## LIQUIDS:

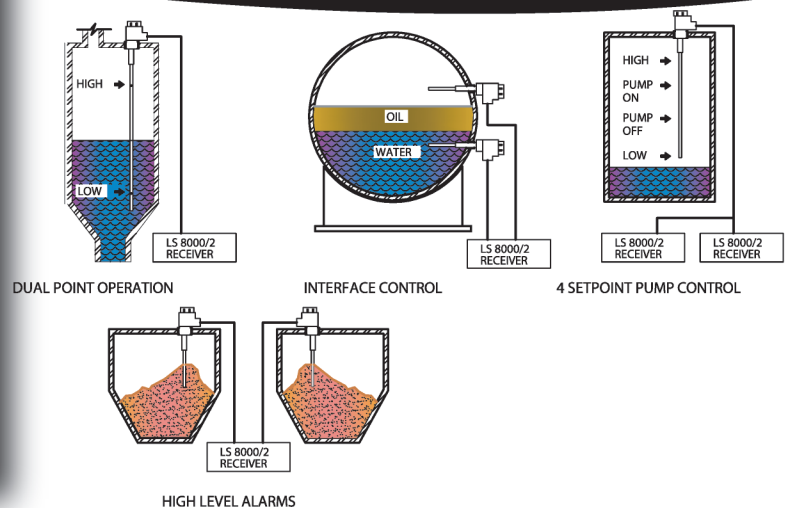
- Water
- Acids/Caustics
- Fuels/Oils
- Solvents

## SOLIDS:

- Plastic pellets
- Grains
- Sands
- Cement
- Flours
- Powders



LS 8000/2 REMOTE MOUNTED LEVEL SWITCH



## GENERAL

The LS8000/2 is a remote mounted, dual point level switch with 3 relays. The first is a latching relay (like the LS7000/2) used for auto fill / auto empty operations. The other two relays are discreet for high and low set points. The LS8000/2 dual-point level switch can measure virtually any liquid, dry material (2 probe configuration) or interface of electrically conductive or non-conductive products. The proprietary radio frequency (RF) balanced impedance bridge has exceptional temperature stability, thus eliminating the need to recalibrate the unit from season to season. The LS8000/2 can be configured for single-point, dual-point or four-point control. The maintenance-free transmitter is mounted in the explosion-proof head of the probe. The receiver can be mounted up to one mile from the transmitter.

## OPERATIONS

The LS8000/2 is specifically designed to automatically fill or empty a tank, hopper or sump. The high and low set points are adjustable over the entire length of the probe. Each receiver has 3 SPDT relay outputs. One is a latching relay for field-selectable "AUTO-FILL" or "AUTO-EMPTY" control. The other two relays provide high and low set point outputs. **For best results, this unit should be applied in homogeneous liquids when configured for multiple set points on one probe.**

## CONSTRUCTION

The probe is made of a HALAR coated 316 stainless steel rod, 3/4" NPT process connection and the insulator is made of Teflon. The seals are made with Viton "O" rings. The transmitter electronics are housed in a cast aluminum explosion-proof enclosure. The receiver board is provided with a snap-track mounting or can be purchased with an optional enclosure.

All the necessary calibration indicators are on-board so all you need to calibrate the LS8000/2 is a small screwdriver. Fail-safe electronics provide peace of mind. The modular electronics make trouble shooting and repair a snap. The entire unit is backed by our two year warranty, 60 day money back guarantee.

# SPECIFICATIONS

## LS 7000/2

### Configuration and Ranges

#### Electrical

Power: 115VAC (+/- 15%) 50/60Hz,  
2 watts STANDARD  
(12 VDC, 24VDC or 230VAC Optional)

Output: 2 Form C Contact DPDT relay, 5 amp  
resistive at 125, 230VAC; 30VDC

On-Board Fuse: 0.5amp

#### Mechanical

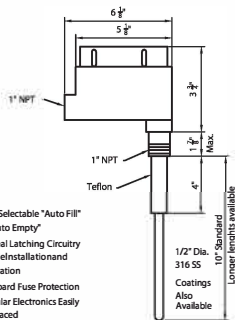
Process Connection\*\*: 1" NPT  
Conduit Entry: 1" NPT  
Insulator: Teflon  
Housing: Explosion Proof, Cooper Free  
Cast Aluminum

#### Environmental

Housing: Class I, Groups C & D;  
Class II, Groups E, F & G

Temp: Electronics -40F to 185F  
Temp: Probe -40F to 450F  
Pressure: Probe 1500PSI @ 75F

LS 7000/2 DUAL POINT LEVEL SWITCH



- Field Selectable "Auto Fill" or "Auto Empty"
- Internal Latching Circuitry
- Simple Installation and Calibration
- On-Board Fuse Protection
- Modular Electronics Easily Replaced

#### Ordering Information

##### Standard Probe Style:

LS7000/2 - 115VAC - H - 10" \*

Model →  
Supply Voltage →  
"H" - Halar Probe  
Probe length in inches →

\*This describes an LS7000/2, powered by 115VAC, Halar Coated 316 SS probe, 10" long. The probe length is measured from the end of the process connection to the tip of the probe.

\*\* Special materials of construction are available.  
Please consult factory.

## LS 8000/2

### Configuration and Ranges

#### Electrical

Power: 115VAC (+/- 15%) 50/60Hz,  
3 watts STANDARD  
(12 VDC, 24VDC or 230VAC Optional)

Output: 3 relays with 1 Form C Contact,  
SPDT, 10 amp resistive at 115 VAC,  
8 amp at 230VAC, 5 amp at 30VDC

On-Board Fuse: 0.5amp

#### Mechanical

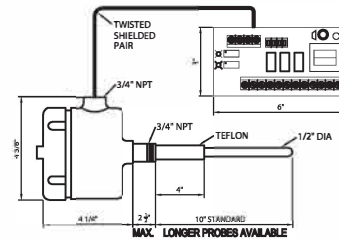
Process Connection\*\*: 3/4" NPT  
Conduit Entry: 3/4" NPT  
Insulator: Teflon  
Housing: Transmitter: Explosion Proof  
Receiver: Track Mounted PC  
(Optional Enclosures)

#### Environmental

Housing: Class I, Groups C & D;  
Class II, Groups E, F & G

Temp: Electronics -40F to 185F  
Temp: Probe -40F to 450F  
Pressure: Probe 300PSI @75F (Higher on request)\*\*

LS 8000/2 REMOTE MOUNTED LEVEL SWITCH



LS 8000/2-115VAC-S-10

#### Ordering Information

##### Standard Probe Style:

LS8000/2 - 115VAC - H - 10" \*

Model →  
Supply Voltage →  
"H" - Halar Probe  
Probe length in inches →

\*This describes an LS8000/2, powered by 115VAC, Halar Coated 316 SS probe, 10" long. The probe length is measured from the end of the process connection to the tip of the probe.

To order an additional probe, transmitter and explosion proof housing for a 2 probe application specify LS8000/2-TRAN-EX-Probe length in inches.

Distributed by:

**BABBITT  
INTERNATIONAL**

P.O. BOX 70094  
Houston, Texas 77270  
(713) 467-4438  
www.babbittlevel.com

COPYRIGHT© 2017 Babbitt International Inc.